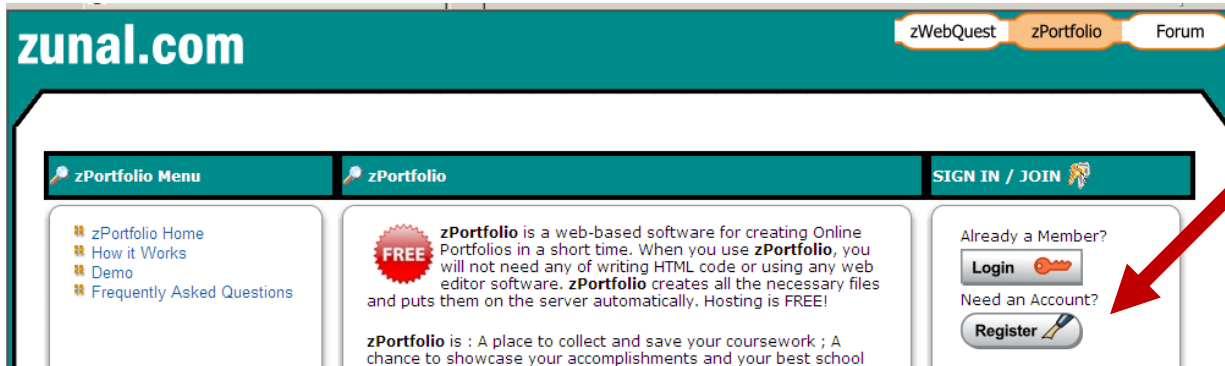


Electronic Portfolio System

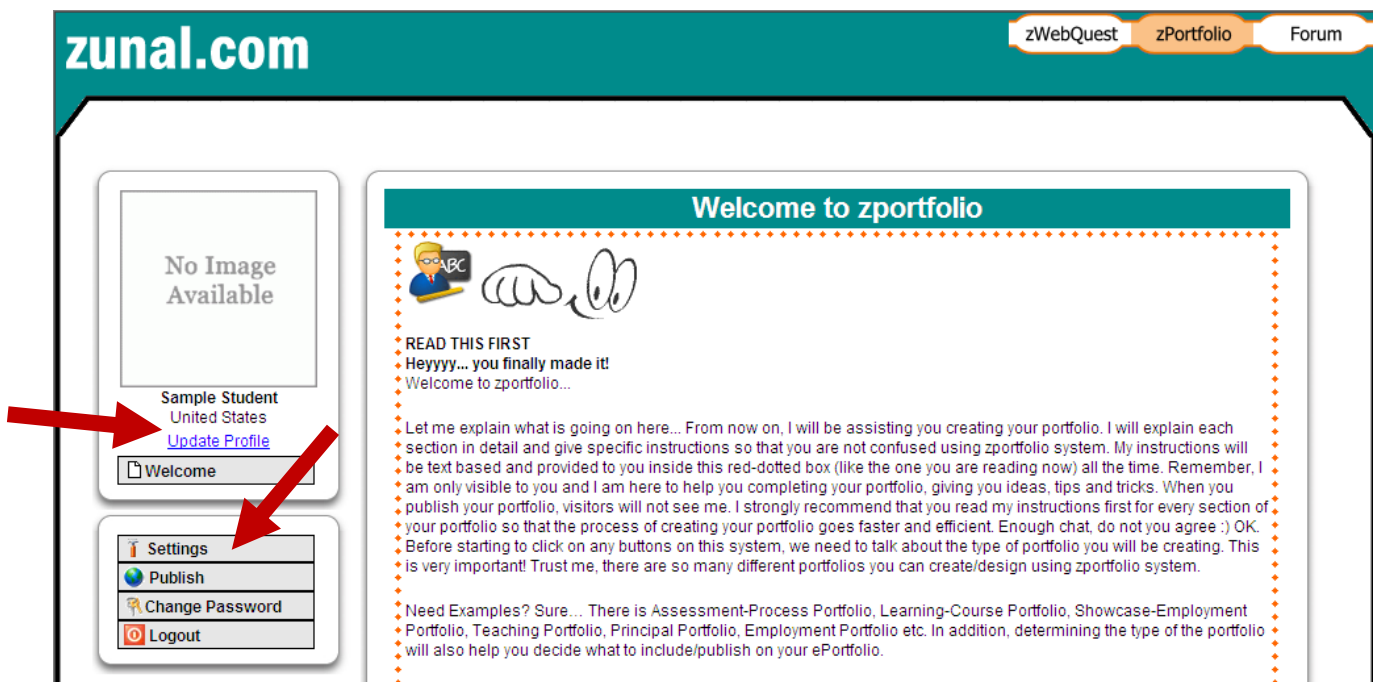
During your education program, you must collect and compile evidence of your competence as a teacher. This evidence will be reported using an electronic portfolio system organized according to the Professional Standards for Michigan Teachers (PSMT). The portfolio system being adopted is Zunal zPortfolio, a free, web-based resource for teachers (www.zunal.com). The portfolio you will build will be a “working” or “developmental” portfolio. It may contain lesson plans, course notes, photographs, scanned documents – all sorts of evidence to demonstrate your competence and your growth over time.

To begin using the system, simply go to www.Zunal.com and self-register to create a login and password.

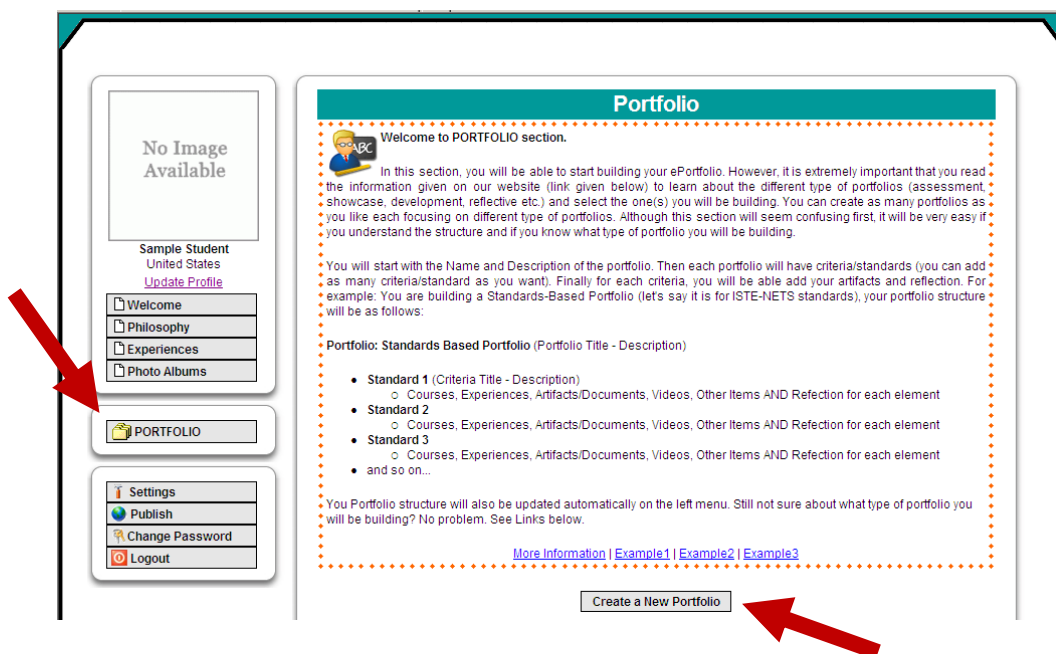


Next, follow the instructions to update your profile and change the Settings. Although you may want to activate other sections later, for now select only the four modules listed below. Choose a template color and then click “SAVE NOW”

- Philosophy
- Experiences
- Photo Albums
- Portfolio



The next step is to setup your portfolio tabs. Click on “Portfolio” in the left navigation bar and then on “Create a New Portfolio” at the bottom of the screen.



Fill in the following page with this information...

Portfolio Title: PSMT Portfolio
Description: This portfolio demonstrates compliance with the Professional Standards for Michigan Teachers (PSMT) at a level appropriate for initial certification candidates.

You can now begin to create each of the portfolio tabs or “criteria” required and can begin adding artifacts to your Philosophy and Experiences tabs. Simply click in the left navigation bar and click either “Add New Criteria” or “Add New Text Box”. (Additional information will be provided at a future date.)

To see a sample AQ portfolio visit: <http://zunal.com/eportfolio.php?user=15905>

