

ProQuest Research Library

ProQuest, one of the world's largest collections of information consists of two components: a core list of periodicals and fifteen subject-specific modules that supplement the core list, providing access to over 2600 publications, with coverage starting in 1971. Subjects covered include: arts, business, children, education, general interest, health, humanities, law, multicultural studies, psychology, sciences, social sciences, and women's studies. Many articles are available in full text or full image formats. A link to ProQuest can be found at www.aquinas.edu/library/data.html.

Off campus users (AQ students, staff and faculty only): to access ProQuest remotely, **you must:**

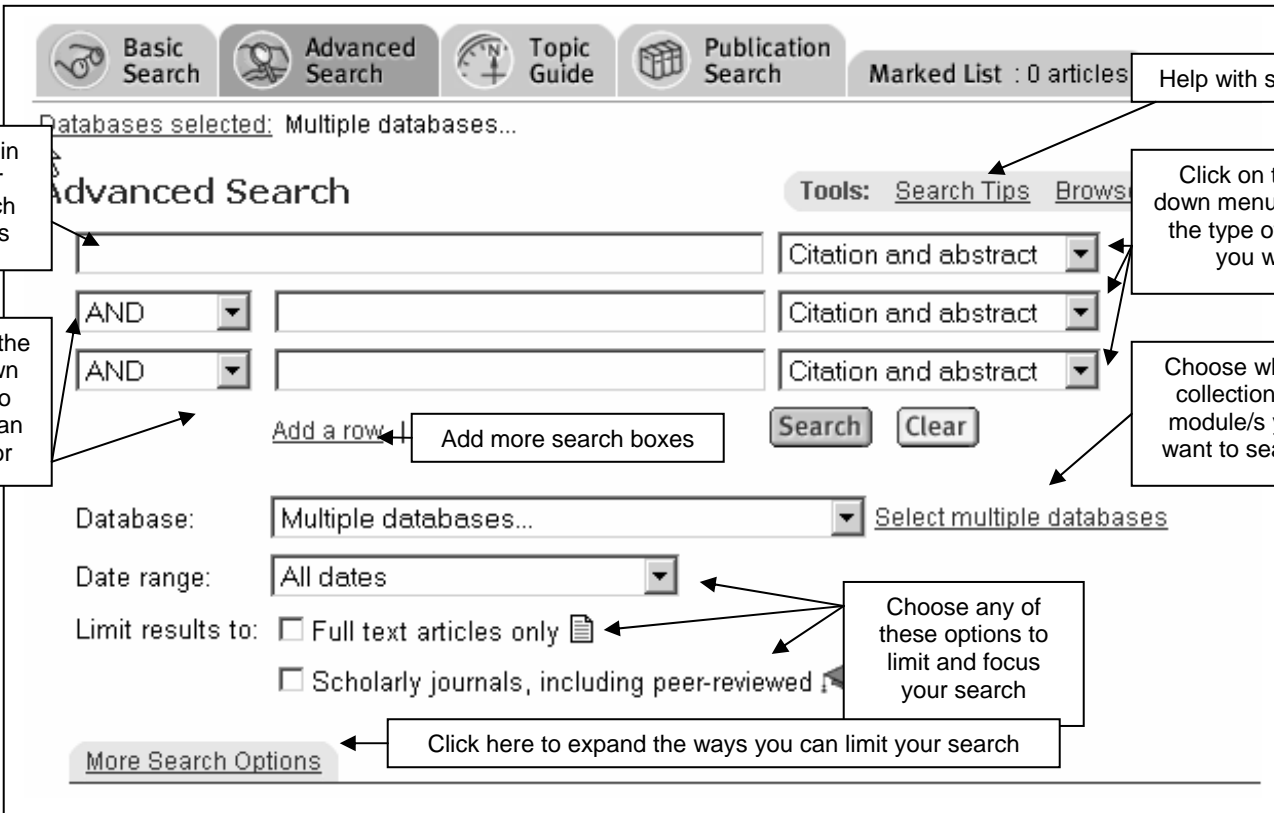
- Follow the off campus access instructions available at www.aquinas.edu/library/access.html before using databases. This web site will provide the instructions you need to access this resource off campus.
- Use your name and ID number to authenticate yourself as an authorized user of this database

About ProQuest Research Library

ProQuest is a general database. However, you may select a specific subject category and limit your search to that topic. Simply click on the "Select multiple database" link and select the database/s you want from the list that appears (you can search more than one at a time).

- **ABI/INFORM Global** 1000 premier worldwide business periodicals for information on advertising, marketing, economics, human resources, finance, taxation, computers, and more. Also, information on 60,000+ companies.
- **GenderWatch** Provides full text articles that focus on the impact of gender across a broad spectrum of subject areas
- **Core and All Modules** Indexes articles on a wide range of topics including the arts, business, humanities, health, social sciences, and the sciences. It is possible to search specific subject areas.
- **ProQuest Newspaper** Includes both the Michigan Newsstand that covers the Grand Rapids Press and the Detroit Free Press as well as other Michigan newspapers, and the Wall Street Journal; mostly full text.
- **Religious Periodicals** Broad coverage of religious affairs and religious thinking from top periodicals; mostly full text.

Searching in ProQuest



The screenshot shows the ProQuest Advanced Search interface with several instructional callouts:

- Basic Search, Advanced Search, Topic Guide, Publication Search:** Navigation tabs at the top.
- Marked List : 0 articles:** Status indicator.
- Help with searching:** Link for assistance.
- Databases selected: Multiple databases...:** Selected database information.
- Advanced Search:** Main search area with a text input field for search terms.
- Tools: Search Tips, Browse:** Links for search guidance.
- Search type dropdowns:** Three dropdown menus set to "Citation and abstract".
- AND operator dropdowns:** Two dropdown menus set to "AND".
- Add a row, Add more search boxes:** Buttons to expand the search criteria.
- Search, Clear:** Action buttons.
- Database: Multiple databases...:** Dropdown menu with a "Select multiple databases" link.
- Date range: All dates:** Dropdown menu for search date range.
- Limit results to:** Checkboxes for "Full text articles only" and "Scholarly journals, including peer-reviewed".
- More Search Options:** Link to expand search options.

Instructional callouts include:

- "Type in your search terms" pointing to the search input field.
- "Click on the pull-down menu to choose an operator" pointing to the AND dropdowns.
- "Click on the pull down menu to select the type of search you want" pointing to the search type dropdowns.
- "Choose which collection or module/s you want to search" pointing to the database dropdown.
- "Choose any of these options to limit and focus your search" pointing to the limit results checkboxes.
- "Click here to expand the ways you can limit your search" pointing to the More Search Options link.

Searching Tips *(please note: do not type in quotation marks when you do your own searches)*

- **Capitalization** of words doesn't matter; ProQuest is not case sensitive
- Use the **Boolean operators** AND, OR, and AND NOT to combine search terms when you need to expand or narrow a search
- **Truncation:** Use the "?" character to search for words containing a common word root, with any number or combination of characters following the root (e.g. "operat?" will find articles containing operations, operational, and operator)
- **Phrase searching:**
 - For a **two-word phrase**, simply type in the two words, with a space between them (e.g. "special education")
 - For a **phrase with three or more words**, place the whole phrase in quotation marks (e.g. "life after death")

Results in ProQuest

The screenshot shows the ProQuest search results page for the query "(diving) AND (ship wrecks or shipwrecks)". It displays 81 articles found. Annotations include:

- A box pointing to the search results: "Click in the boxes to select only the records you want".
- A box pointing to the top of the results: "Total # of records retrieved" and "Records divided into types of publication; view all (default) or select a specific type".
- A box pointing to the "Abstract" link for the first article: "An abstract provides just a summary of the article".
- A box pointing to the "Full text" link for the second article: "View the article in different formats".



Marked List (Click on "View marked articles" to retrieve)

The screenshot shows the "Marked List" page. Annotations include:

- A box pointing to the "Print your bibliography" link: "Click here to generate a citation for the marked articles; you can select from MLA, APA and other styles".
- A box pointing to the "Email marked articles" link: "Email the full text of the articles".

Caution: ProQuest does not always create perfect citations, so it is up to you to make sure what you get from the database is correct.

Emailing/ Printing

Articles and abstracts can be emailed and/or printed. Just look for the  or  buttons found on the upper left hand side of the screen.